

Thank you

Thank you for purchasing a product from Thomas Regout International B.V. This manual covers the installation of telescopic ball bearing slides. If you have questions, please contact your salesperson or visit www.thomasregout.com.

General

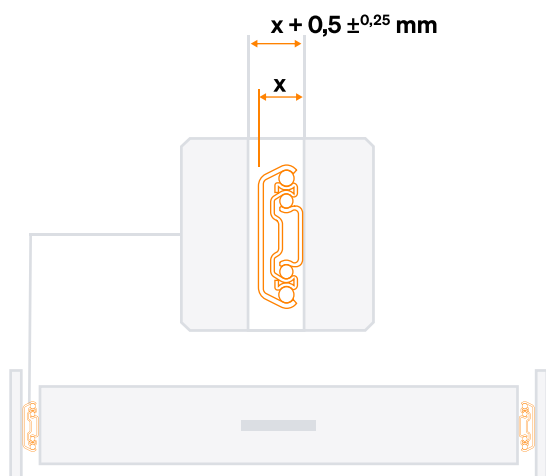
This manual pertains to all telescopic ball bearing slides produced by Thomas Regout International B.V. at our factory in the Netherlands. Correct installation ensures maximum service life.

Overall dimensions

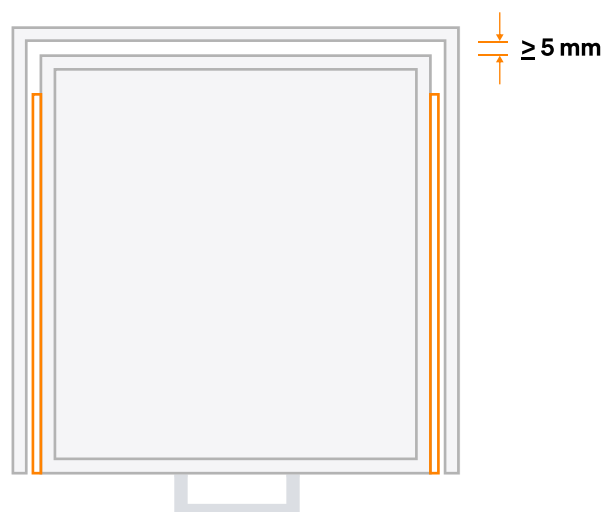
When installing a slide, the nominal overall dimension of the slide relative to the side of the drawer/cabinet must be kept in mind. The overall dimension is the thickness of the slide plus $0.5 \text{ mm} \pm 0.25$. The thickness of the slide is measured at the ball cage(s) in the closed position.

Be sure to leave at least 5 mm of clearance behind the drawer.

FRONT VIEW

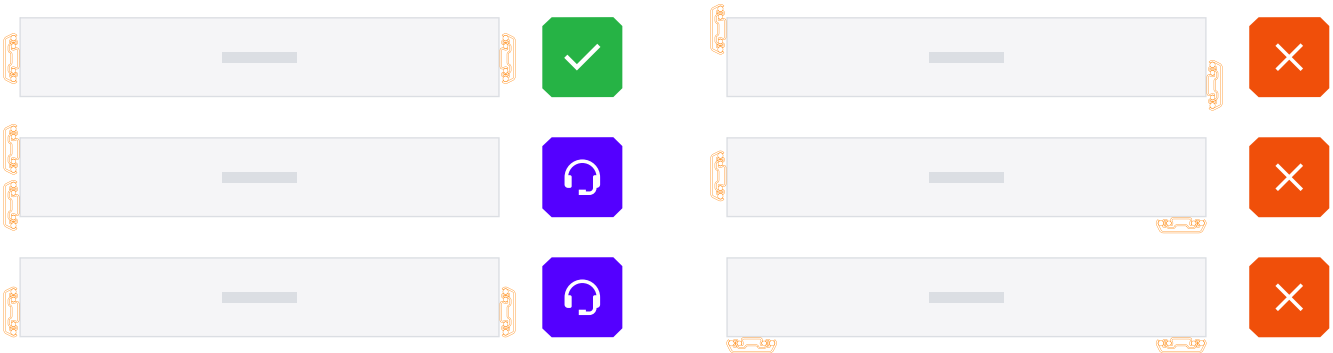


TOP VIEW



Ideal installation situation

FRONT VIEW



CORRECT



INCORRECT

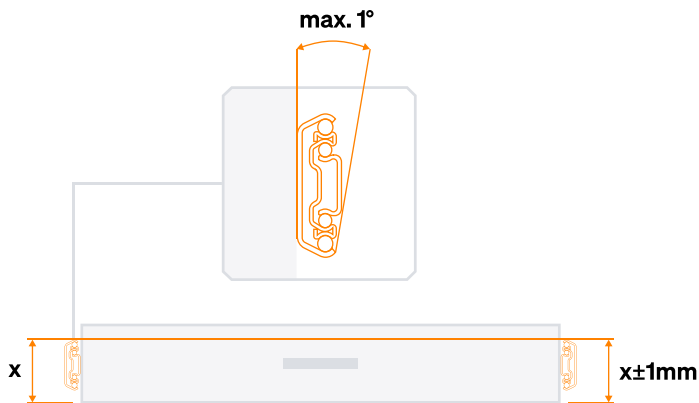


CONTACT US

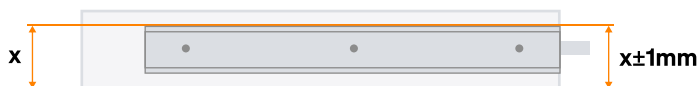
Alignment

When positioning the slides, it is important that they are aligned accurately, within the specified tolerances. The more precisely the guide rails are aligned, the smaller the chance that the slides will work against each other.

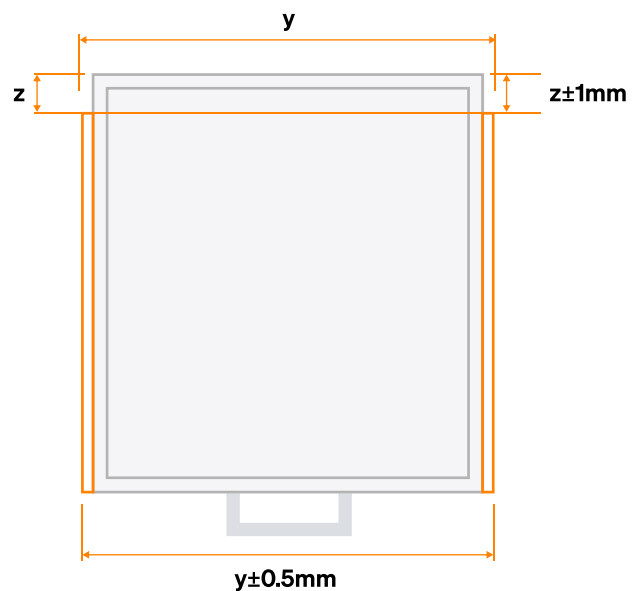
FRONT VIEW



SIDE VIEW



TOP VIEW



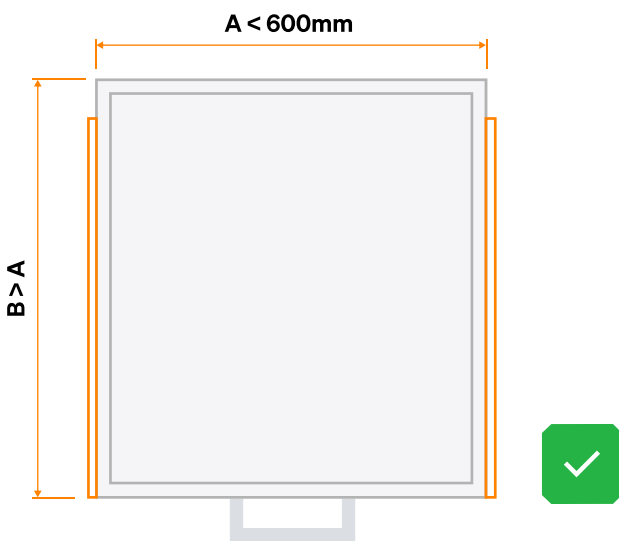
Construction

Our slides perform best when mounted in a very rigid construction (furniture, device or installation). Do not use the drawer slides as a structural part of a construction.

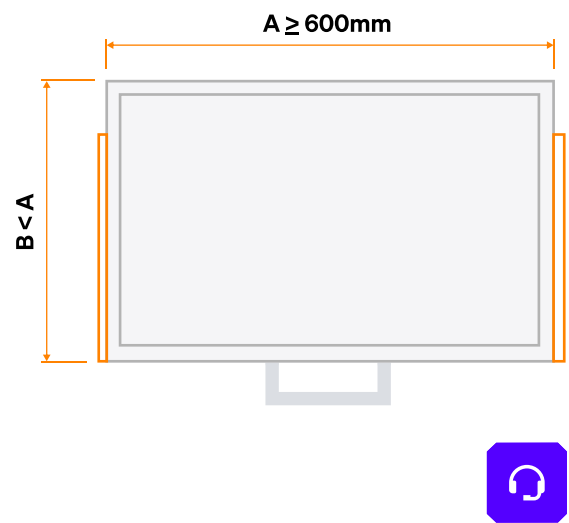
Dimensions

Our slides are tested at a maximum width of 600 mm. If you have a drawer wider than 600 mm, please contact us to discuss the possibilities we can offer you.

TOP VIEW



TOP VIEW



CORRECT






CONTACT US

Handle position

The mounting position of the handle affects the performance of the slides. It is recommended that the handle be attached in the centre of the drawer (as shown).

FRONT VIEW



CORRECT

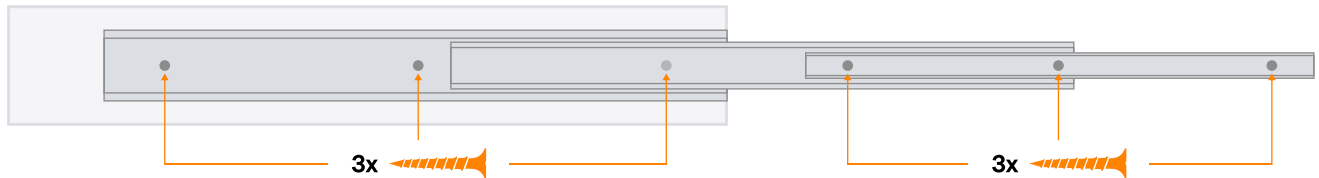


INCORRECT

Fixation

Drawer slides can be mounted using a wide variety of fixations such as screws/bolts, mounting tabs, hanging tabs, press-in bolts, etc. When selecting screws, make sure the screw head does not protrude, so there is no contact between the moving parts of the slide and the screw head.

For our standard products, fixation recommendations are available on our website: www.thomasregout.com.



THE SCREWHOLES ARE ACCESSIBLE BY MOUNTING HOLES.

Load capacity

Thomas Regout International B.V. distinguishes between two types of usage: static use and dynamic use. Load capacities are specified per pair and are purely indicative. Length, application and construction of the enclosure all have an impact on the load capacity. We recommend testing based on a prototype of the final application. Only then can the proper operation, service life and safety of the application be ensured.

Static load capacity

Static load means that the load capacity of the slide is based on less than 10.000 cycles per pair.

Dynamic load capacity

Dynamic load means that the load capacity of the slide is based on up to 60.000 cycles per pair. The number of cycles affects the service life and performance of a slide. Other factors that may affect performance are:

- a uniformly or unevenly distributed load
- the length of the slide relative to the extended length
- centre of gravity of the load
- the force with which the load impacts the end stop
- the speed and/or frequency of the movement
- for optimum performance, the slides must be fully extended on a regular basis

Abnormal loads / vibrations

Transport, misuse and shock loads – even of short duration – may cause damage. Excessive or continuous vibration can also reduce the performance and service life of the slides.

Corrosion

Our slides have a corrosion-resistant, zinc-plated, zinQproteQ® finish. High humidity, salts or other chemical agents may damage the surface of metal or plastic components. Exposure to any such conditions should be avoided at all times.

Grease

To ensure optimum performance, Thomas Regout International B.V. applies grease/lubricant to the slides. Contaminants such as grime, grindings, sawdust, paint, etc. may reduce the effectiveness of the applied grease.

Maintenance

Thomas Regout International B.V. slides are maintenance-free.

Safety



It is recommended that appropriate gloves and any other protective equipment deemed necessary be worn during the assembly and handling of slides.



You are working with a high-quality product with moving parts. Remain alert to avoid danger of pinching/crushing by the moving parts.

ADDRESS

Thomas Regout International B.V.
Industrieweg 40
6219 NR Maastricht
The Netherlands

WEBSITE

www.thomasregout.com

E-MAIL

sales@thomasregout.com

PHONE

+31 (0)43 351 66 66

**Telescopic slides
for a world in motion.**

